


# ALUMINUM MANIFOLD ASSEMBLIES




**1" Supply/Return Aluminum Manifold Assemblies with Mechanical Flowmeters, Quick Connects and Brass Ball Valves**



**2" Aluminum Manifold Assemblies with Mechanical Flowmeters, Quick Connects and Brass Ball Valves**




**1 1/2" Aluminum Manifold Assemblies with Quick Connects, Brass Ball Valves and Brass Nipples**



**1 1/2" Aluminum Manifold Assemblies with Quick Connects, Brass Ball Valves and HiTemp EPDM Hose**



**1" Aluminum Manifold Assemblies with Brass Flow Regulators, Tracer Electronic Flowmeters, Quick Connects and Brass Ball Valves**



**2" Aluminum Manifold Assemblies with Mechanical Flowmeters, Quick Connects and Brass Ball Valves**




**2" Aluminum Manifold Assemblies with Mechanical Flowmeters, Quick Connects and Brass Ball Valves**



**1 1/2" Return Aluminum Manifold Assembly with Mechanical Flowmeters, 90° Push to Connect Fittings, Brass Ball Valves and Regulating Valves**

# ALUMINUM MANIFOLD ASSEMBLIES



**Aluminum Manifold Assemblies with Mechanical Flowmeters, 90° Quick Connects and Brass Ball Valves**




**1 1/2" Aluminum Manifold Assemblies Mounted in a Control Cabinet with Brass Ball Valves and Custom Hose Assemblies**



**1" Aluminum Manifold Assemblies with Quick Connects and Chrome Plated Mini Ball Valves**



**2" Aluminum Manifold Assemblies with Mechanical Flowmeters, Quick Connects and Brass Ball Valves**



**1 1/2" Aluminum Manifold Assemblies with Delta-Q Flow Regulators, Flowmeters with Temperature Gauges and Quick Connects**



**2" Aluminum Manifold Assemblies with Quick Connects and Brass Ball Valves**




**1" Return Aluminum Manifold Assembly with Delta-Q Flow Regulators, Flowmeters with Temperature Gauges and Chrome Plated Mini Ball Valves**



**1 1/2" Aluminum Manifold Assemblies with Quick Connects, Brass Ball Valves and Valves Added for Purging**


# ALUMINUM MANIFOLD ASSEMBLIES



**1 1/2" Aluminum Manifold Assembly with 1/2" Brass Ball Valves, 1 1/2" Inlet/Outlet Valves and Air Purge Valves added to Manifolds**



**1 1/2" Aluminum Manifold Assembly with Mini Ball Valves and 1/2" 90° Fittings, Inlet Valve and Brass Male Cam-Lok Fitting**



**1" Custom Aluminum Manifold Assembly with Mini Ball Valves and 90° Brass Swagelok Fittings, Custom Mounting Brackets with Ports for Pressure Gauges**



**1" Custom Aluminum Manifold Assembly with Flowmeters fitted with Temperature and Pressure Gauges**



**2" High-Flow Aluminum Manifold Assemblies for Water Distribution from Chiller to Molding Machine**