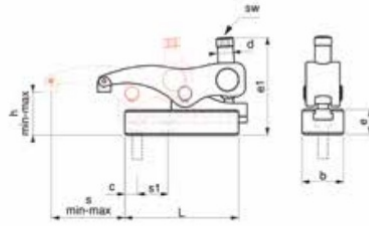



Power Sliding Clamp – Supplied without Inbus Bolt



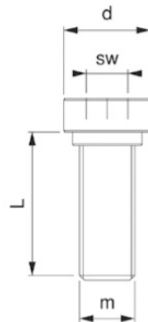
Part No.	Inbus Bolt Size (m) (not included)	h-Min	h-Max	s	e1	d	sw	L	e	b	c	"Clamping force Kgf"	
SC-100	M10-M12	0	50	12-66	100	M14	8	104	35,5	38	13	1600	1
SC-200	M12-M16	0	60	15-83	113	M18	10	128	38	48	16	2000	1
SC-250	M16-M20	0	65	18-96	125	M20	12	140	42	55	18	2500	1
SC-300	M20-M24	20	80	22-95	175	M24	12	178	55	74	24	5500	1


Used to facilitate quicker mould changes the Power Sliding Clamp offers an incredibly cost effective solution.

Features:

- Can accommodate a range of different back-plate sizes and thicknesses
- Perfect for clamping of injection moulds
- Use in threaded platens or t-slot platens
- Clamp slides by virtue of Integral t-slot

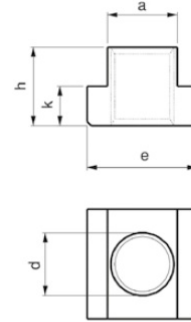
Inbus Bolt For Power Clamps




Part No.	m	L	d	SW	Clamp Ref	
1120-310	M10	29	16,5	8	SC-100	1
1120-312	M12	29	16,5	8	SC-100	1
1130-412	M12	30	20,5	10	SC-200	1
1130-416	M16	34	20,5	10	SC-200	1
1150-516	M16	34	24,5	12	SC-250	1
1150-518	M18	38	24,5	12	SC-250	1
1150-520	M20	38	24,5	12	SC-250	1
1160-620	M20	45	34	12	SC-300	1
1160-624	M24	45	34	12	SC-300	1
1160-724	M24	55	34	12	SC-300	1

Material: 41 Cr 4 DIN
Quality: 10.9
Surface: Black Coating

T-Nut For Inbus Bolt

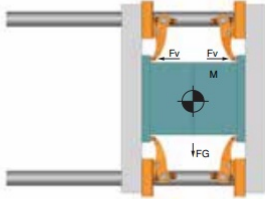


Part No.	D x Nut	a	e	h	k	
508-10x12	M10X12	11,7	18	14	7	1
508-12x14	M12X14	13,7	22	16	8	1
508-12x16	M12X16	15,7	25	18	9	1
508-12x18	M12X18	17,7	28	20	10	1
508-16x20	M16X20	19,7	32	24	12	1
508-16x22	M16X22	21,7	35	28	14	1
508-16x24	M16X24	23,7	40	32	16	1
508-16x28	M16X28	27,7	44	36	18	1
508-20x22	M20X22	21,7	35	28	14	1
508-20x24	M20X24	23,7	40	32	16	1
508-24x28	M24X28	27,7	44	36	18	1
508-24x36	M24X36	35,6	54	44	22	1

POWER CLAMPS

Clamp Calculation Guide

Power Clamp For Injection Moulding



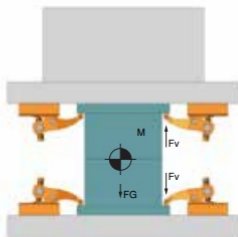
Formula Calculator

$$\frac{M \times FG}{1000} = \text{kN} \quad \frac{2500 \times 9.81}{1000} = 24.52 \text{ kN}$$

$$\frac{\text{kN}}{\mu} = \text{Result} \quad \frac{24.52}{0.14} = 175.14 \text{ kN}$$

$$\frac{\text{Result}}{F_v} = \text{Number of Clamp} \quad \frac{175.14 \text{ kN}}{25 \text{ kN}} = 7 \text{ Clamp (use 8 pcs)}$$

Power Clamp For Press Moulding



Formula Calculator

$$\frac{M \times FG}{1000} = \text{kN} \quad \frac{5000 \times 9.81}{1000} = 49.050 \text{ kN}$$

$$\frac{\text{kN}}{\mu} = \text{Result} \quad \frac{49.05}{0.14} = 350.35 \text{ kN}$$

(upper %60) (% 60 upper = 210.21)
(lower % 40) (% 40 lower = 140.14)

$$\frac{\text{Result}}{F_v} = \text{Number of Clamp} \quad \frac{210.21 \text{ kN (upper)}}{25 \text{ kN}} = 8 \text{ Number of Clamp}$$

$$\frac{\text{Result}}{F_v} = \text{Number of Clamp} \quad \frac{140.14 \text{ kN (lower)}}{25 \text{ kN}} = 5.6 \text{ Clamp (use 6 pcs)}$$

Force Diagram

